


HOSHIZAKI

PF/SF Bin
Item # 13163

11/04

PF/SF BINS SERIES



B-250PF

B-300PF

B-500PF

B-700PF

B-800PF

B-900PF

B-300SF

B-500SF

B-700SF

B-800SF

B-900SF

PF - Polyethylene finish
SF - Stainless steel finish

B-250PF

230 Lbs. Storage

B-300PF/SF

260 Lbs. Storage

B-500PF/SF

360 Lbs. Storage

B-700PF/SF

550 Lbs. Storage

B-800PF/SF

600 Lbs. Storage

B-900PF/SF

660 Lbs. Storage

PF BINS

- ☐ Ice storage capacity from 250 lbs. up to 900 lbs.
- ☐ Vinyl clad galvanized steel cabinet exterior design for easy cleaning
- ☐ Long lasting attractive appearance
- ☐ Polyethylene bin liner for sanitary storage
- ☐ Sturdy construction for side by side or stacked ice-maker installation
- ☐ Foamed-in-place polyurethane insulation, in all bin walls and bottom, provides dependable ice storage

SF BINS

- ☐ Ice storage capacity from 300 lbs. up to 900 lbs.
- ☐ Stainless steel exterior design for easy cleaning
- ☐ Long lasting attractive appearance
- ☐ Polyethylene bin liner for sanitary storage
- ☐ Sturdy construction for side by side or stacked ice-maker installation
- ☐ Foamed-in-place polyurethane insulation, in all bin walls and bottom, provides dependable ice storage

ICE STORAGE BINS

© HOSHIZAKI AMERICA, INC.

618 Hwy. 74 S., Peachtree City, GA 30269

TEL 1-800-438-6087

FAX 1-800-345-1325



Reliability is a beautiful thing™

www.hoshizaki.com

ICE STORAGE BINS



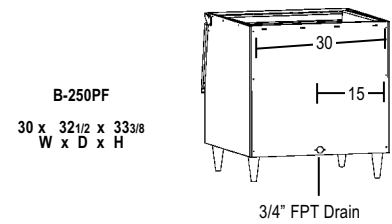
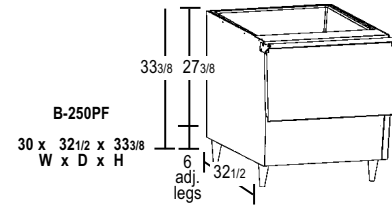
B-250PF (230 LBS. STORAGE) **B-700PF/SF** (550 LBS. STORAGE) ■ Ice storage capacity from 250 lbs. up to 900 lbs.
B-300PF/SF (260 LBS. STORAGE) **B-800PF/SF** (600 LBS. STORAGE)
B-500PF/SF (360 LBS. STORAGE) **B-900PF/SF** (660 LBS. STORAGE)

WARRANTY
TWO YEAR - Parts & Labor

Warranty valid in United States, Canada, Puerto Rico, & U.S. Territories. Contact Factory for Warranty in other Countries.

SPECIFICATIONS

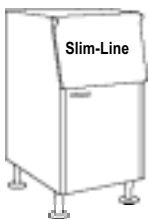
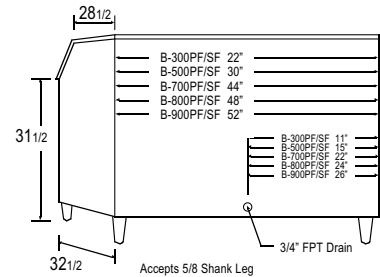
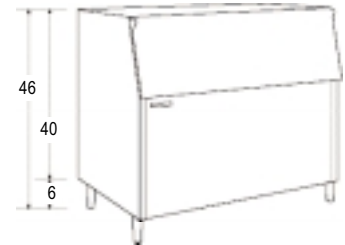
Model Number	Application Storage Capacity	ARI Rated Storage Capacity	DIMENSIONS	Shipping Weight
B-250PF	250 lbs.	230 lbs.	30" W x 32 ¹ / ₂ "D x 33 ³ / ₈ "H	130 lbs.
B-300PF/SF	300 lbs.	260 lbs.	22" W X 32 ¹ / ₂ "D x 46"H	135 lbs.
B-500PF/SF	500 lbs.	360 lbs.	30" W X 32 ¹ / ₂ "D x 46"H	155 lbs.
B-700PF/SF	700 lbs.	550 lbs.	44" W X 32 ¹ / ₂ "D x 46"H	200 lbs.
B-800PF/SF	800 lbs.	600 lbs.	48" W X 32 ¹ / ₂ "D x 46"H	210 lbs.
B-900PF/SF	900 lbs.	660 lbs.	52" W X 32 ¹ / ₂ "D x 46"H	220 lbs.



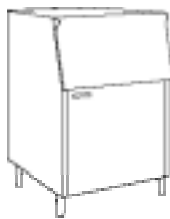
TOP KIT APPLICATION

Bin	22" Width KM-280M KM-500M KM-630M F-450M F-801M F-1001M	30" Width KM-900M KM-1300M KM-1600M KML Series F-1500M F-2000M	44" Width 2 KM-280M 2 KM-500M 2 KM-630M 2 F-450M 2 F-1001M 2 F-801M	48" Width KM-1300S KM-1600S KM-1800S KM-2000S KM-2400S
22" Width – B-300PF/SF	NO TOP KIT NEEDED			
30" Width – B-250PF, B-500PF/SF	Need HS-2033 (Top Kit-8H)	NO TOP KIT NEEDED		
44" Width – B-700PF/SF	Need HS-2035 (Top Kit-22H)	Need HS-2034 (Top Kit-14H)	NO TOP KIT NEEDED	
48" Width – B-800PF/SF	Need HS-2035, HS-2032 (Top Kit-22H & 4H)	Need HS-2034, HS-2032 (Top Kit-14H & 4H)	Need HS-2032 (Top Kit-4H)	NO TOP KIT NEEDED
52" Width – B-900PF/SF	Need HS-2035, HS-2032 (Top Kit-22H & 8H)	Need HS-2035 (Top Kit-22H)	Need HS-2033 (Top Kit-8H)	Need HS-2032 (Top Kit-4H)

*KMD Top Kit Call Factory



B-300PF/SF
 22 x 32¹/₂ x 46
 W x D x H



B-500PF/SF
 30 x 32¹/₂ x 46
 W x D x H



B-700PF/SF
 44 x 32¹/₂ x 46
 W x D x H



B-800PF/SF
 48 x 32¹/₂ x 46
 Wide Deep High



B-900PF/SF
 52 x 32¹/₂ x 46
 W x D x H

We reserve the right to change specifications without notice.

© **HOSHIZAKI AMERICA, INC.**

618 Hwy. 74 S., Peachtree City, GA 30269

TEL 1-800-438-6087

FAX 1-800-345-1325

www.hoshizaki.com

Printed in U.S.A.