

Job _____
Item# _____

Standard Features

- Available in 24", 36", 48", and 60" widths
- 20,000 BTU (NAT or LP) stainless steel burner per 6"
- Stainless steel front and sides are standard, rear and bottom panels are aluminized steel.
- Reinforced, insulated double wall sides
- Cast iron radiants
- 3/4" rear gas connection and pressure regulator
- 5" high rear and side splash guards
- Field convertible from radiant to briquette cooking
- Two-position, two sided cooking grids
- 4" Spatula width grease trough
- Wide or narrow branding grates
- Hidden grease drawers with large capacity

Radiant Models:
HDC-24, HDC-36, HDC-48, HDC-60

Briquette Models:
HDCL-24, HDCL-36, HDCL-48, HDCL-60



(Model HDC-24)

STANDARD CONSTRUCTION SPECIFICATIONS

Exterior Finish: Front and sides are constructed of #3 polished 430 and 304 stainless steel. Bottom and rear are aluminized steel. Sides are reinforced and fully insulated. 5" rear and side splash.

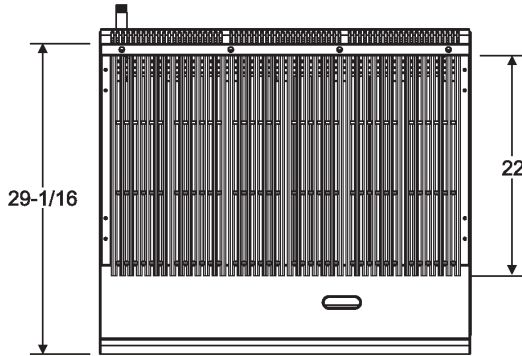
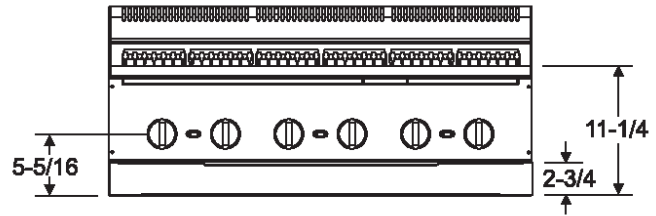
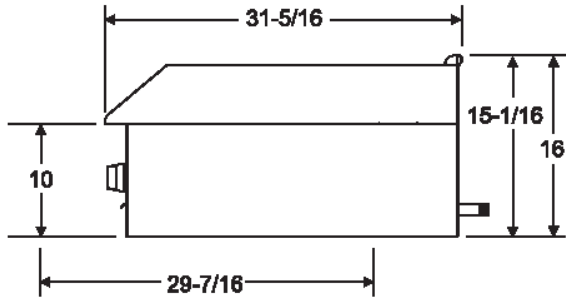
Charbroiler: 24", 36", 48" and 60" (available in radiant or lava). Stainless steel, 20,000 BTU (NAT or LP) burners every 6". Removable two-sided cast-iron grates. Field convertible from radiant to briquette.

Gas Heat Control System: Each straight burner is controlled by a gas valve for independent control of flame. One standing pilot services each burner. A 3/4" rear gas connection is standard.

Legs: Stainless steel 4" adjustable legs.



Models: HDC-24 HDCL-24 HDC-36 HDCL-36 HDC-48 HDCL-48 HDC-60 HDCL-60



SHIPPING CRATE DIMENSIONS & WEIGHT					
MODEL	WIDTH	BURNERS @20,000 BTU	CRATED WIDTH	CRATED DEPTH	CRATED WEIGHT
HDC-36/ HDCL-36	24" (610)	4	31" (788)	39" (991)	240 lbs (108 kg)
HDC-36/ HDCL-36	36" (915)	6	55" (1398)	39" (991)	350 lbs (159 kg)
HDC-36/ HDCL-36	48" (1220)	8	55" (1398)	39" (991)	425 lbs (193 kg)
HDC-36/ HDCL-36	60" (1525)	10	67" (1703)	45.5" (1157)	500 lbs (135 kg)

UTILITY INFORMATION

GAS: Each unit has a 3/4" rear gas connection with a male NPT connector. Minimum supply pressure is 7" W.C. for natural gas and 11" W.C. for propane. All units require a regulated gas supply. Pressure regulator included. If using a flexible hose gas connection, the I.D. of the hose must not be smaller than the connector on the unit and must comply with ANSI Z21.69, providing an adequate means of restraint to prevent undue strain on the gas connection.

MODEL	GAS (BTU/HR)	
	NATURAL	PROPANE
HDC24/ HDCL-24	80,000	80,000
HDC36/ HDCL-36	120,000	120,000
HDC48/ HDCL-48	160,000	160,000
HDC60/ HDCL-60	200,000	200,000

MISCELLANEOUS

- If casters are used with flex hose, a restraining device should be used to eliminate undue strain on the flex hose.
- Minimum clearance from noncombustible construction is zero. Minimum clearance from combustible construction is 10" on sides and 6" on rear.
- Install under vented hood.
- Check local codes for fire and sanitary regulations.

NOTICE:

Southbend has a policy of continuous product research and improvement. We reserve the right to change specifications and product design without notice. Such revisions do not entitle the buyer to corresponding changes, improvements, additions or replacements for previously purchased equipment.

OPTIONS AND ACCESSORIES

- Stainless steel stand
- Stainless steel plate shelf with or without cutting board
- Casters for stand
- Plated grids for fish
- 2" high insulator base for mounting on refrigerated base

**INTENDED FOR COMMERCIAL USE ONLY.
NOT FOR HOUSEHOLD USE.**



1100 Old Honeycutt Road, Fuquay-Varina, NC 27526
(919) 762-1000 www.southbendnc.com